

STRIKEPOINT GOLD

Exploring for Precious Metals in Premier Jurisdictions



January, 2026

TSX.V: **SKP**

OTC: **STKXF**

CAUTIONARY STATEMENT



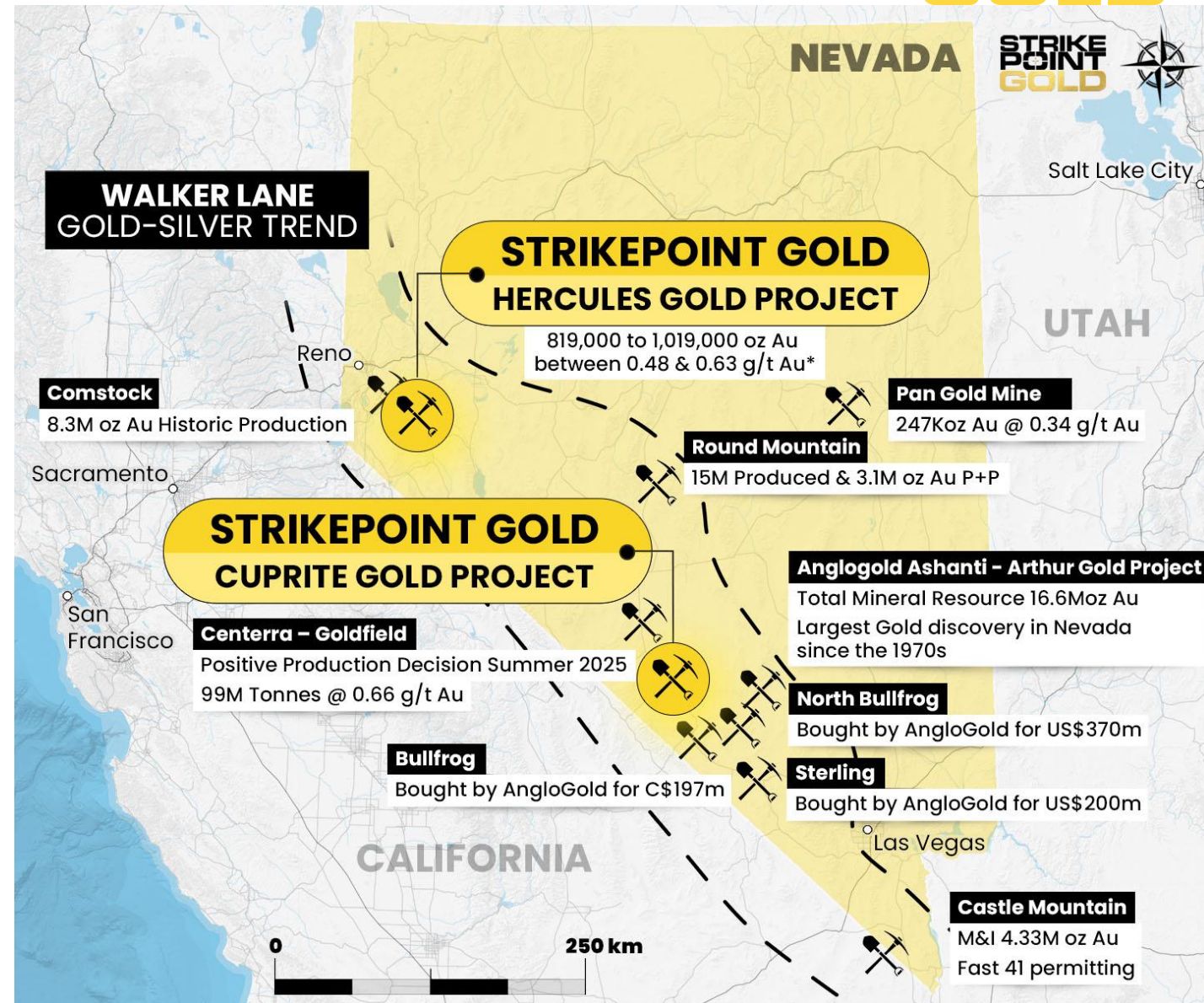
On Forward-Looking Information

This presentation contains “forward-looking statements” within the meaning of applicable Canadian securities regulations. All statements other than statements of historical fact herein, including, without limitation, statements regarding exploration plans and other future plans and objectives, are forward-looking statements that involve various risks and uncertainties. There can be no assurance that such statements will prove to be accurate and future events and actual results could differ materially from those anticipated in such statements. Important factors that could cause actual results to differ materially from our expectations as well as a comprehensive list of risk factors are disclosed in the Company’s documents filed from time to time via SEDAR with the Canadian regulatory agencies to whose policies we are bound. Forward-looking statements are based on the estimates and opinions of management on the date the statements are made, and we do not undertake any obligation to update forward-looking statements should conditions or our estimates change, other than as required by law and readers are further advised not to place undue reliance on forward-looking statements. Although the Company has attempted to identify important factors that could cause actual results to differ materially from those contained in forward-looking statements, there may be other factors that cause results not to be as anticipated, estimated or intended. There can be no assurance that such statements will prove to be accurate, as actual results and future events could differ materially from those anticipated in such statements. Accordingly, readers should not place undue reliance on forward-looking statements. The Company does not undertake to update any forward-looking statements that are contained herein, except in accordance with applicable securities laws.

The technical information on the Hercules and Cuprite Gold Projects has been approved by Michael G. Allen, P. Geo., a Qualified Person of StrikePoint Gold as defined by NI43-101. The Hercules Gold Project Exploration Target was completed by Mr. Michael Dufresne, M.Sc, P.Geol., P.Geo, President and CEO of APEX, an independent Qualified Person as defined by NI 43-101.

StrikePoint Gold – Why Now?

- StrikePoint Gold has a defined Exploration target of between 819,000 and 1.02 Moz Au in Nevada
- Plan in hand to upgrade the Exploration Target to an inferred resource, potentially creating a significant rerate in StrikePoint Gold
- Safe, simple Nevada gold projects have massive leverage to the gold price
- Multiple recent M&A transactions in Nevada show that the trade is on!



2026 Milestones

1. Execute Fully Funded Drill Program Beginning in March 2026, expected to be approximately 45-60 days of drilling
2. First results expected, April 2026, extending to June, 2026
3. Resource Update delivered, Q3

**Surfacing value for shareholders
at every step of the way!**



Potential Value Creation

Juniors trade for ~C\$75/oz in the ground* with variation on asset location and quality. Hercules Gold Project is envisioned to become a low capex open pit heap leach operation in Nevada, which could attract a premium valuation.

Examples:

Scorpio Gold – maiden resource estimate of 740Koz Au inferred in a milling scenario, ~C\$130/oz in the ground.

Augusta Gold – acquisition by AngloGold Ashanti for C \$197 M in cash July 16, 2025. Bullfrog M&I 1.2 M oz Au @ 0.53 g/t–Reward M&I 426k oz Au @ 0.75 g/t

Centerra Goldfield Mine – 533,000 oz @ 0.63 g/t Au, Base case: NPV(5%) \$245m, IRR 30%@\$2,500/oz Au – NPV(5%) \$605m, IRR 55%@\$3,800/oz Au

*As presented in the July 10, 2024, Research Report from Cormark Securities

WESTERN USA EXPLORERS 2025 vs. 2026



Company	Ticker	Market Cap US\$m (2025-01-13)	MC/Oz Au (2025-01-13) (US\$)	Market Cap US\$m (2026-01-16)	MC/Oz Au (2026-01-16) (US\$)	Asset (Ox-Mix Only)	Location	MI&I (KOz)	Study
Scorpio Gold	SGN	\$12.43	N/A	\$68.00	\$91.89	Manhattan	NV	740	Resource
Borealis Gold	ITR	\$34.95	\$50.95	\$141.00	\$56.40	Borealis Mine/Sandman Project	NV	2,500	Historic Resource
West Vault	WVM	\$38.92	\$42.82	\$98.25	\$108.08	Hasbrock	NV	909	PFS
Augusta	G	\$48.24	\$25.11	\$140.00	\$72.88	Bullfrog/Reward Sold for ~US\$140m	NV	1,921	Resource
Nevada King	NKG	\$78.12	\$129.70	\$73.00	\$66.36	Atlanta	NV	1,100	Resouce
Liberty Gold	LGD	\$74.04	\$17.18	\$340.00	\$55.80	Black Pine/Goldstrike	Idaho/Utah	6,093	PFS
NevGold	NAU	\$16.47	\$12.86	\$100.00	\$57.67	Nutmeg Mtn	Idaho	1,734	Resource
Freeman Gold	FMAN	\$10.14	\$10.14	\$72.00	\$58.88	Lemhi	ID	1,223	PEA
CopAur	CPAU	\$4.78	\$8.04	\$10.00	\$16.81	Kinsley (Mixed ores)	NV	595	Resource
Alligent	AUAU	\$10.40	\$7.40	\$61.59	\$43.87	Eastside	NV	1,404	Resource
Western Exploration	WEX	\$28.30	\$23.88	\$25.36	\$21.40	Doby and Gravel Creek	NV	1,185	Resource
Revival Gold	RVG	\$38.04	\$6.09	\$145.00	\$23.20	Beartrack+ Mercur	ID	6,250	PFS
Lahontan	LG	\$3.01	\$3.57	\$53.60	\$26.80	Santa Fe (Oxide Only)	NV	2,000	Resource
Average		\$30.60	\$28.15	\$102.14	\$53.85			1,948	

Average Market Cap/Oz in the Ground has increased by 76% year over year on average, while market capitalization has increased by 334%! Scorpio Gold has 547% in market cap due to the maiden resource estimate.

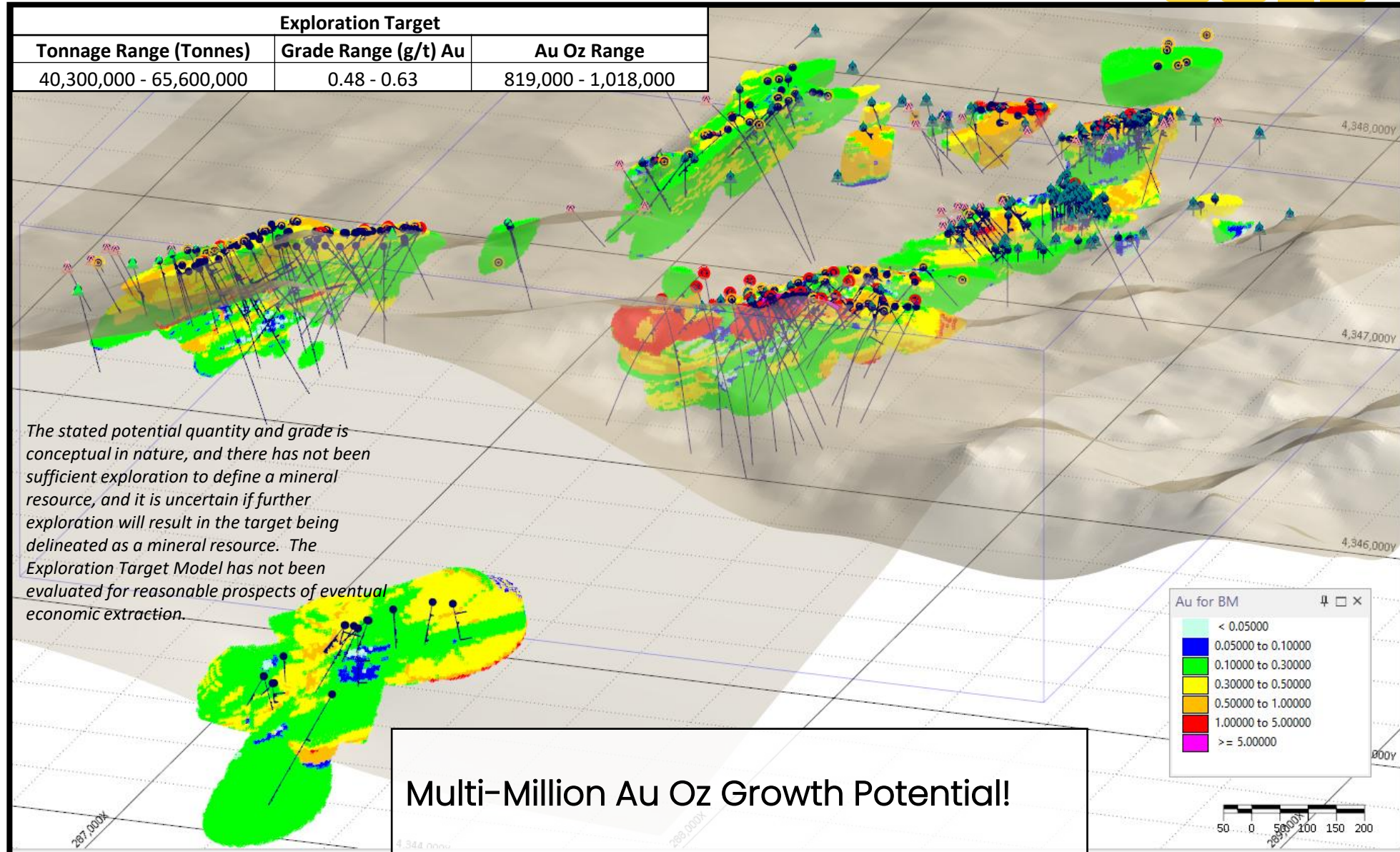
Hercules Gold Project, Recent Drilling

- Most significant intercepts show targets open for expansion to the south.
- H25005: 117.35m of 0.47 g/t Au and 3.55 g/t Ag, southernmost hole into the Cliffs Showing
- H250006: 10.67m of 1.17 g/t Au plus 18.13 g/t Ag and 46.20m of 0.35 g/t Au with 4.34 g/t Ag, southernmost hole into the Hercules Target



Hercules Gold Project – Exploration Target

Modeling shows an Exploration Target ranging between 819,000 to 1,018,000 oz Au at a grade between 0.48 and 0.63 g/t Au, all open for expansion and conversion to resources

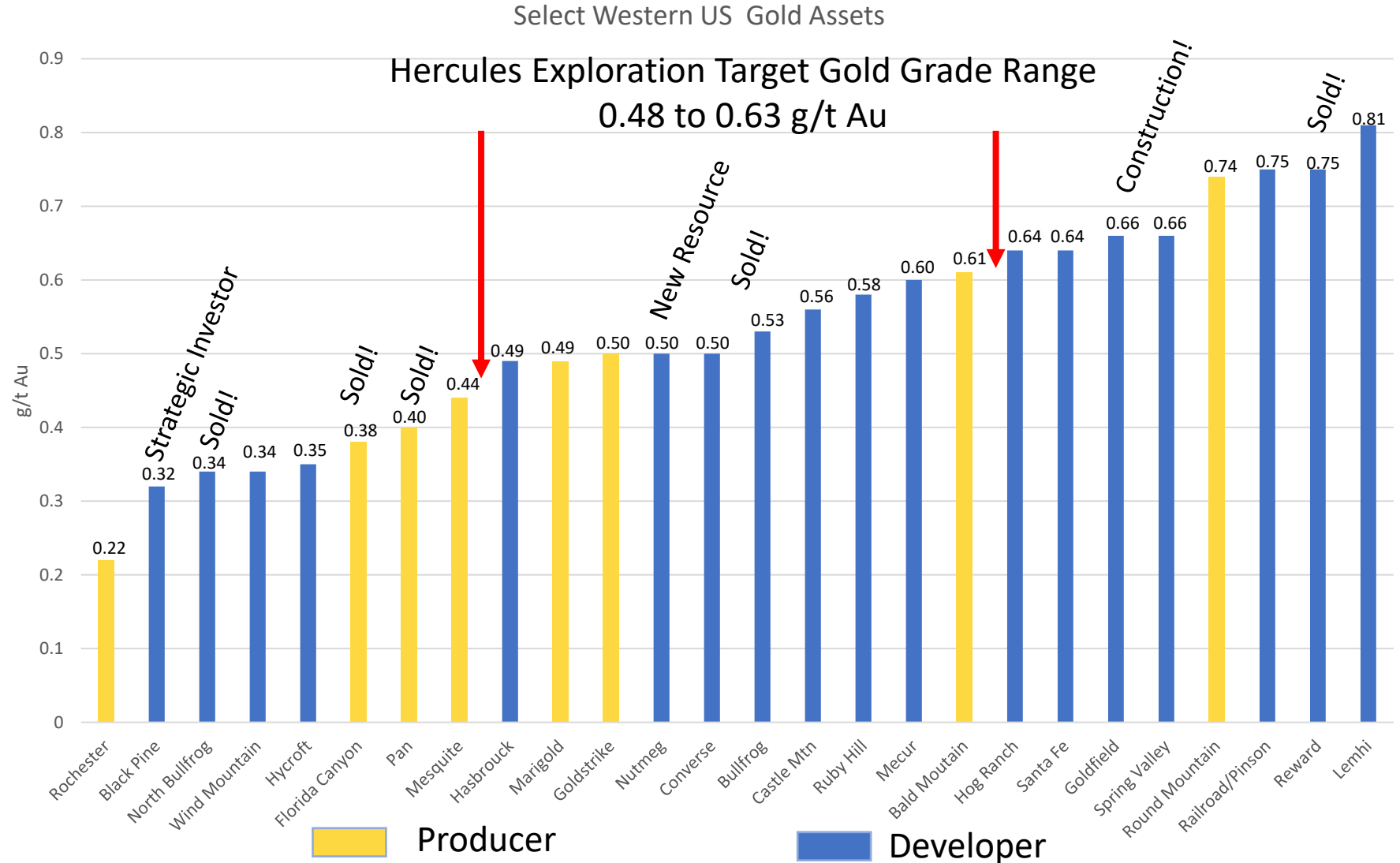


StrikePoint Gold – Hercules Comparables



Hercules has the size and grade to be advanced to development or sold to senior!

This is the market to unlock value at Hercules.



SHARE STRUCTURE

& Stock Information

**STRIKE
POINT
GOLD**



63.4 Million

Shares Issued



3.4 Million

Options



39.8 Million

Warrants Issued



C\$10.0 Million

Market Cap



~C\$3.0 Million Cash

As of January 1, 2026

Major shareholders, Pathfinder, Eric Sprott, Management

STRIKEPOINT GOLD

TSX.V: **SKP** OTC: **STKXF**

strikepointgold.com

+1 (604) 551-2360
kh@strikepointgold.com

Suite 3123 – 595 Burrard Street
Vancouver, BC, V7X 1J1